

# OPERATING INSTRUCTIONS & SAFETY INSTRUCTIONS

Play tent for children - Model No.: 023 Sky Blue



Read the operating instructions carefully, especially the warnings, before setting up the children's tent. Failure to do so may result in injury or damage to the tent. Keep these instructions for future use. If you pass the tent on to someone else, please pass these instructions on as well.

## Intended use:

The tent is designed exclusively for children to play with and is intended for private use only and is not suitable for commercial use.

## Safety instructions:

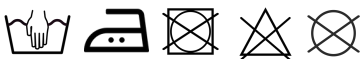
- WARNING! Not suitable for children under 3 years. Danger of suffocation due to small parts.
- Do not hang decorations, fairy lights or other items in or on the tent that children could get caught on while playing.
- Make sure there is always an escape route from the tent.
- Improper assembly and use can lead to injury. Set up the tent on a flat surface. Keep a distance of 1.5 m in all directions from other structures.
- Only allow children to use the tent under supervision.
- The tent must be set up by an adult.
- Keep the tent away from extreme temperatures and open flames.

## Storage:

- Use the included carrying bag for storage and travel.
- Keep the tent out of the reach of children.

## Cleaning and care:


- We recommend washing the tent only by hand and ironing it before setting it up.




**LIONHERZ**

## SCOPE OF DELIVERY:

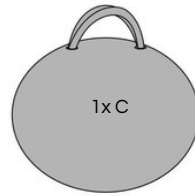
- A - 1 tent fabric
- B - 4 tent poles
- C - 1 carrying bag



1x A



4x B



1x C



ASSEMBLY INSTRUCTIONS: The user manual in other languages can be found on our website [www.lionherz.at](http://www.lionherz.at)

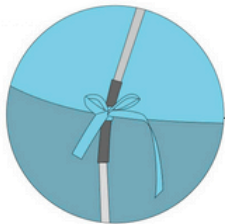
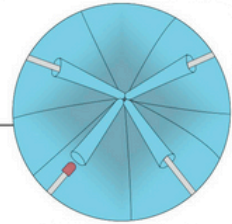
**1**

First, the tent poles B must be put together.



**3**

Insert the 4 red ends of tent poles B into the 4 roof tunnel of the tent.

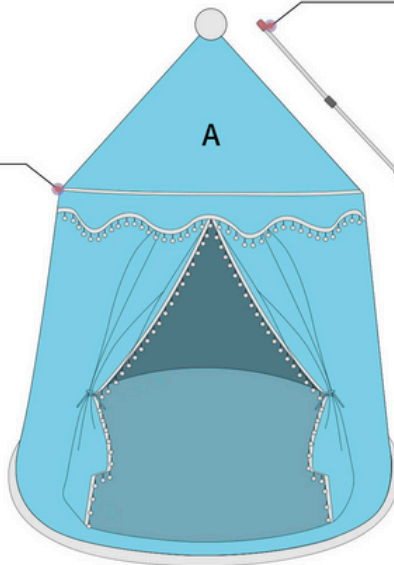
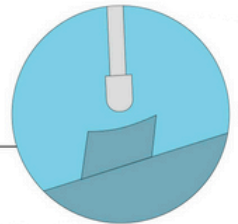


**4**

Finally, tie the 4 tent poles B together with the straps provided inside the tent.

**2**

Insert the 4 white ends of tent poles B into the 4 floor flaps of the tent.



You can also find detailed video assembly instructions on YouTube!

COMPLETE :)

your Martina from

THANK YOU VERY MUCH FOR YOUR TRUST AND WE WISH YOU A LOT OF FUN PLAYING

LIONHERZ